

---

<b>Report To:</b>	<b>Education and Communities Committee</b>	<b>Date:</b>	<b>1 September 2020</b>
<b>Report By:</b>	<b>Ruth Binks, Corporate Director Education, Communities and Organisational Development</b>	<b>Report No:</b>	<b>EDUCOM/38/20/HS</b>
<b>Contact Officer:</b>	<b>Hugh Scott, Service Manager Community Learning Development, Community Safety &amp; Resilience and Sport</b>	<b>Contact No:</b>	<b>01475 715459</b>
<b>Subject:</b>	<b>Active Schools Performance 2019/20</b>		

---

## 1.0 PURPOSE

- 1.1 The purpose of this report is to inform the Committee of the Active Schools team performance in the school year 2019/2020.

## 2.0 SUMMARY

- 2.1 Inverclyde Council works in partnership with sportscotland, the national agency for sport, to invest and support our local Active Schools network. Inverclyde is part of a national programme with engagement from all 32 local authorities. Active Schools aims to provide increased high quality opportunities to take part in sport and physical activity before school, during lunchtime and after school, and to develop effective pathways between schools and sports clubs in the local community.
- 2.2 The report details a number of successes over the past year, despite the service being unable to deliver in the summer term due to COVID-19 (Coronavirus) restrictions:
- Performance is positive;
  - Inverclyde is exceeding the national average in the following performance measures:
    - % of female participants
    - % of school roll who participate
    - % of deliverers who are volunteers
  - Attainment challenge primary schools are engaging well with the Active Schools programme, with 7 of the top 10 schools for pupil participation being attainment challenge schools.
  - Sport for Change programmes, which target non-participants, improving confidence and self-esteem whilst supporting with resilience and motivation, are being increasingly used in a primary and secondary context.
- 2.3 Improving secondary school participation continues to be a priority for the service. The service is actively working with sportscotland and other stakeholders to develop an action plan to increase the number of pupils in secondary schools participating in activity and sport.

## 3.0 RECOMMENDATIONS

- 3.1 That the Education and Communities Committee notes:

- the content of this report;
- the Inverclyde Term 1 and Term 2 performance reports in appendix 1; and
- the National performance report in appendix 2.

**Ruth Binks**  
**Corporate Director**

## 4.0 BACKGROUND

- 4.1 Inverclyde Council works in partnership with sportscotland, the national agency for sport, to invest in and support our local Active Schools network. Inverclyde is part of a national programme with engagement from all 32 local authorities. The national network consists of 400 managers and co-ordinators dedicated to developing and supporting the delivery of quality sporting opportunities for children and young people. Nationally, the Active Schools programme is positioned to deliver on the Scottish Government's priorities within the Active Scotland Framework.
- 4.2 Active Schools aims to provide increased high quality opportunities to take part in sport and physical activity before school, during lunchtime and after school, and to develop effective pathways for participants between schools and sports clubs in the local community.
- 4.3 Active Schools co-ordinators work with primary, secondary and additional support needs schools and have a key role in developing a network of volunteers to deliver activity sessions.
- 4.4 Collaboration and partnership working is critical to the success of Active Schools. Co-ordinators work closely with parents, school staff and pupils to provide opportunities which reflect young people's interests and connect to physical education and local community opportunities.
- 4.5 Beyond the school environment Active Schools co-ordinators work with a range of partners including local sports clubs, sports development officers, community sport hubs, colleges and universities to provide pathways to support young people to stay involved and make progress in sport.
- 4.6 Embedding continuous improvement is essential to ensure progress and provide the best experiences for children and young people. Co-ordinators use monitoring and evaluation information and the School Sport Awards to inform planning, enhance existing provision and identify areas for further development.
- 4.7 In Inverclyde, the Active Schools team consists of a Team Leader, Senior Active Schools Co-ordinator and 8 FTE Active Schools Co-ordinators.
- 4.8 Each local authority Active Schools team completes an online monitoring system managed by sportscotland. This system is completed for each school in the authority every term. The results can then be compiled into an authority-wide report which is attached as appendix 1 of this report.

The national monitoring system used by sportscotland focuses on:

- participation in Active Schools activities;
- the number of deliverers who are involved in Active Schools activities; and
- school / club links

- 4.9 It should be noted that annual data for 2019-2020 is incomplete due to the impact of Covid-19. Only data for Term 1 and part of Term 2 was captured. Despite this, there are several notable successes this year:

- The number of different activities offered across Terms 1 and 2 has increased (despite the decrease in delivery due to Covid-19);
- The number of secondary pupils volunteering has increased in Term 1 and Term 2;
- 5 schools have 90% and above of their school pupils participating; and
- 67% of all primary children participated in Active School activity.

- 4.10 In addition to these successes we compare favourably to the national data with:

- 4% higher than the national average for girls participating in our sessions;

- 2% higher than the national average for the number of distinct participants taking part in our sessions; and
- 2% higher than the national average for deliverers who are volunteers

4.11 Our most engaged school in the authority has 91% of its school pupils taking part in Active School activities and among the top 10 schools which have the largest amount of participants, 7 of these are attainment challenge schools. The school with the highest number of pupils who reside in SIMD 1 & 2 areas has 70% of its pupils participating in extra-curricular activities.

4.12 Sports Leadership has been a focus during 2019-2020 with 6 Sports Leaders courses facilitated. 82 pupils across the authority have been supported to deliver 980 hours. 76% of participants passed their relevant award.

4.13 The Sport for Change programme in secondary schools engaged 42 young people in 19/20 compared to 22 in 18/19, representing an increase of 92%, the majority of whom had not previously engaged with Active Schools.

4.14 In terms of inclusion, Active Schools increased the number of young people attending the Scottish Disability Sport (SDS) West Parasport Festival in 2020.

## 6.0 IMPLICATIONS

### Finance

#### 6.1 Financial Implications:

One off Costs

Cost Centre	Budget Heading	Budget Years	Proposed Spend this Report	Virement From	Other Comments
N/A					

Annually Recurring Costs/ (Savings)

Cost Centre	Budget Heading	With Effect from	Annual Net Impact	Virement From (If Applicable)	Other Comments
N/A					

### Legal

6.2 None.

### Human Resources

6.3 None .

### Equalities

6.4 Equalities

(a) Has an Equality Impact Assessment been carried out?

	YES
--	-----

x	NO – This report does not introduce a new policy, function or strategy or recommend a substantive change to an existing policy, function or strategy. Therefore, no Equality Impact Assessment is required
---	--

(b) Fairer Scotland Duty

If this report affects or proposes any major strategic decision:-

Has there been active consideration of how this report's recommendations reduce inequalities of outcome?

X	YES – A written statement showing how this report's recommendations reduce inequalities of outcome caused by socio-economic disadvantage has been completed.
	NO

(c) Data Protection

Has a Data Protection Impact Assessment been carried out?

	YES – This report involves data processing which may result in a high risk to the rights and freedoms of individuals.
X	NO

**Repopulation**

6.5 Provision of Council services which are subject to close scrutiny with the aim of delivering continuous improvement for current and potential citizens of Inverclyde support the Council's aim of enhancing Inverclyde's reputation as a place to live and work.

**7.0 CONSULTATIONS**

7.1 SportScotland have been consulted on this.

**8.0 BACKGROUND PAPERS**

8.1 Appendix 1 - Inverclyde Active Schools Monitoring Report Term 1 and Term 2 2019/20  
Appendix 2 - National Active Schools Monitoring Report Term 1 and Term 2 2019/20

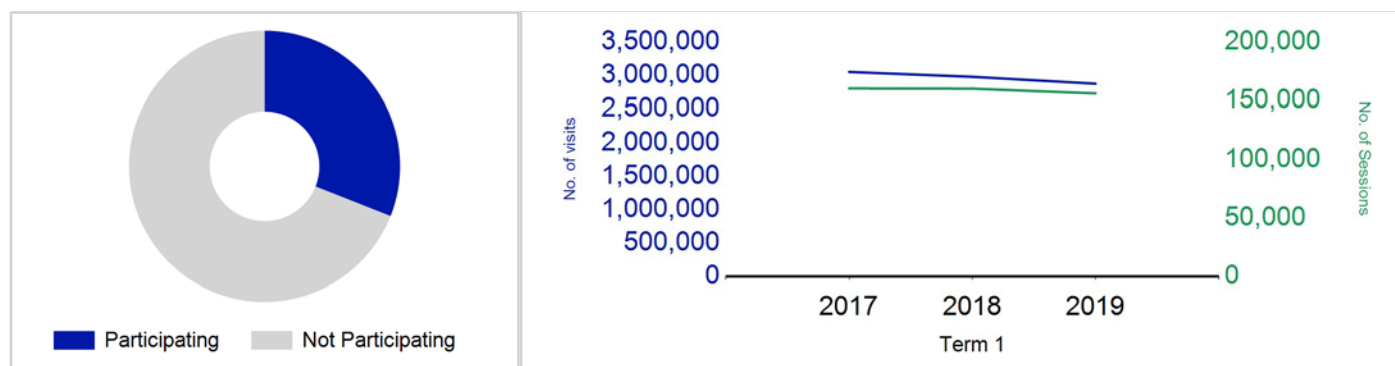
# Term Report: National

Academic Year : 2019/20 - incomplete data, Term(s) : 1

Sport for Life

**sportscotland**  
 the national agency for sport

% School Roll Participating

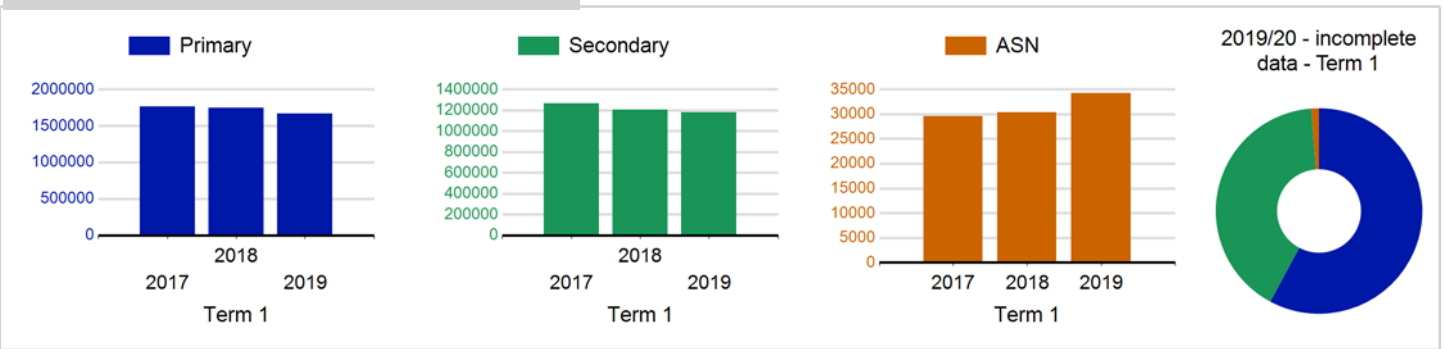
Visits<sup>1</sup>

	Term 1 2017	Term 1 2018	Term 1 2019*
<b>Sessions</b>	<b>160,541</b>	<b>160,320</b>	<b>156,274</b>
% Purely voluntary	66%	66%	67%
Blocks <sup>3</sup>	17,015	17,000	17,379
Avg Sessions / Block <sup>4</sup>	9.4	9.4	9.0
Different Activities	101	107	97
<b>Visits<sup>1</sup></b>	<b>3,055,826</b>	<b>2,982,795</b>	<b>2,880,011</b>
% Female	46%	46%	46%
<b>Participants<sup>2</sup></b>	<b>216,123</b>	<b>215,546</b>	<b>215,126</b>
Total School Roll	687,313	691,939	696,823
% Participating	31%	31%	31%
<b>Deliverers<sup>5</sup></b>	<b>16,729</b>	<b>16,652</b>	<b>16,409</b>
% Volunteers	87%	88%	88%
Qualified Volunteers	7,266	7,021	6,185
Secondary Pupils	4,239	4,498	4,610
Total Deliverer Sessions <sup>6</sup>	304,102	303,669	292,859
Avg Deliverer Sessions / Deliverers	18.2	18.2	17.8
<b>School Club Links</b>	<b>14,353</b>	<b>14,390</b>	<b>11,963</b>
Schools with at least one link	2,350	2,327	2,284
Clubs with at least one link	1,959	1,892	1,741

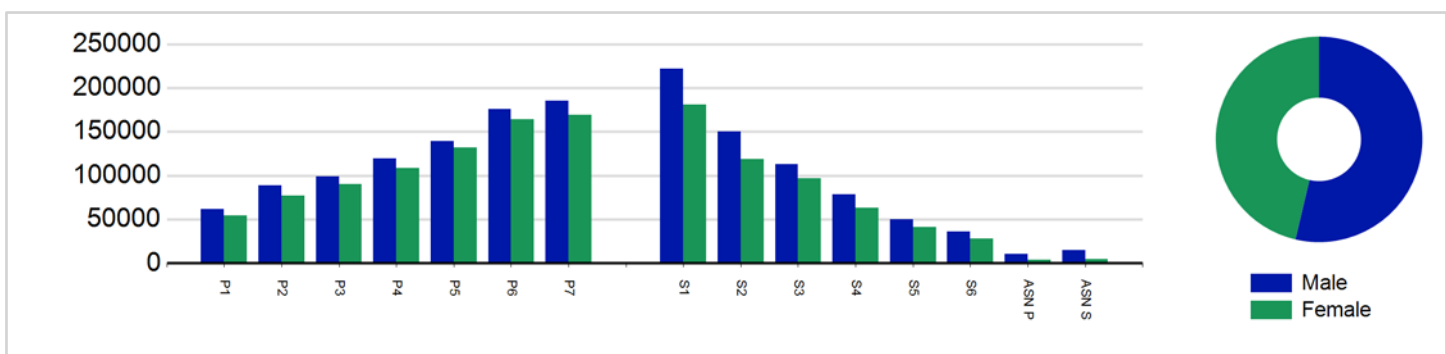
\* 2019-20 data is incomplete and not all data has been validated due to COVID-19 disruption. Term 1 data was not affected.

1. Visits are the number of times pupils have attended activities. These figures do not represent the participant figure, and instead should only be taken as indicative of participation.
2. Participants are pupils who have attended at least one session of Active Schools supported activity across the selected year/term (whether this was in a single or multiple school activity).
3. Activities are recorded in ASMO as 'blocks' which are made up of a group of 'sessions'.
4. The Avg Sessions / Blocks figure shows the average number of sessions within a block.
5. Deliverers are people who have delivered at least one session of Active Schools supported activity across the selected year/term.
6. Deliverer Sessions are the 'visits' deliverers have made to activities. These figures do not represent the total deliverer figure, and should only be taken as indicative of delivery. Deliverer information is only available at the local authority level.
7. School Roll details are taken from the Pupil Census as at September of the academic year. Summaries available at [http://www.gov.scot/topics/statistics/browse/school\\_education/datasets](http://www.gov.scot/topics/statistics/browse/school_education/datasets).
8. Participant data collection 2011 onwards

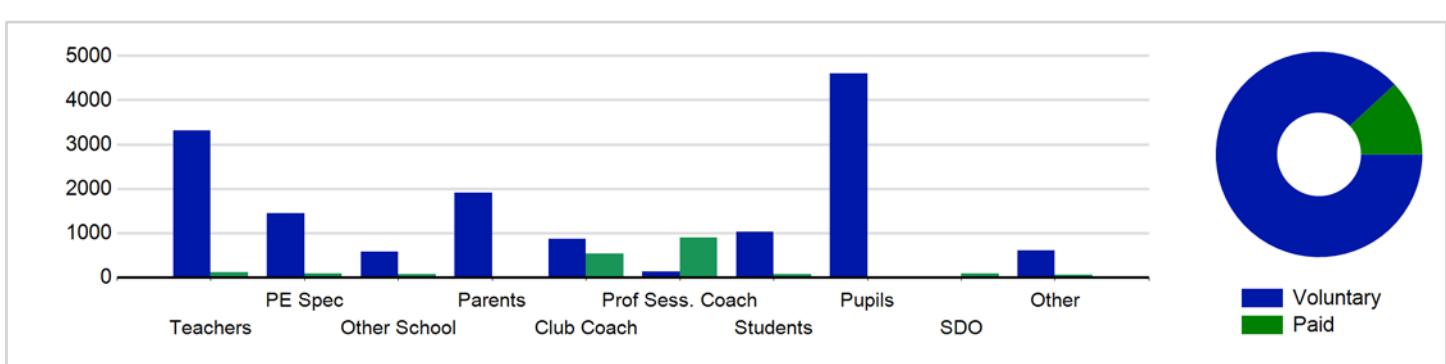
### Visits<sub>1</sub> by School Type



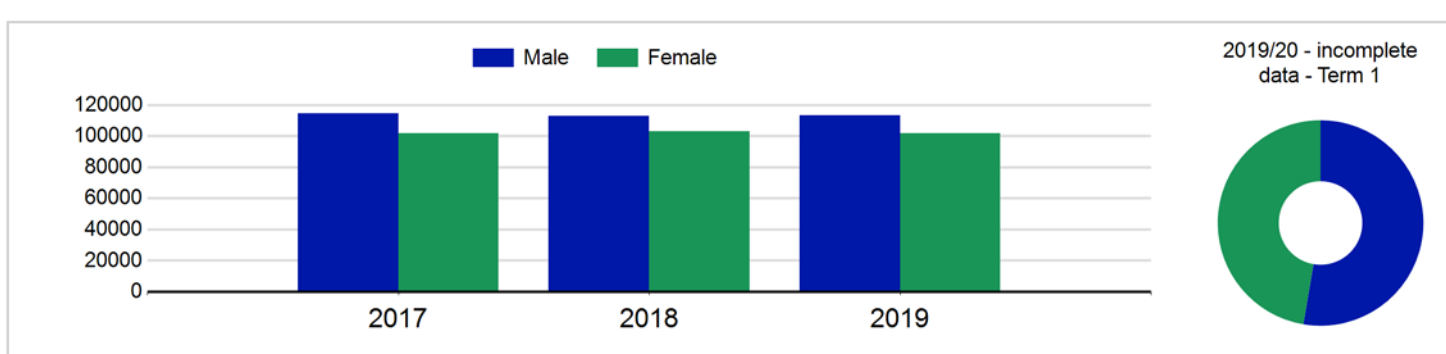
### Visits<sub>1</sub> by Year Group and Sex



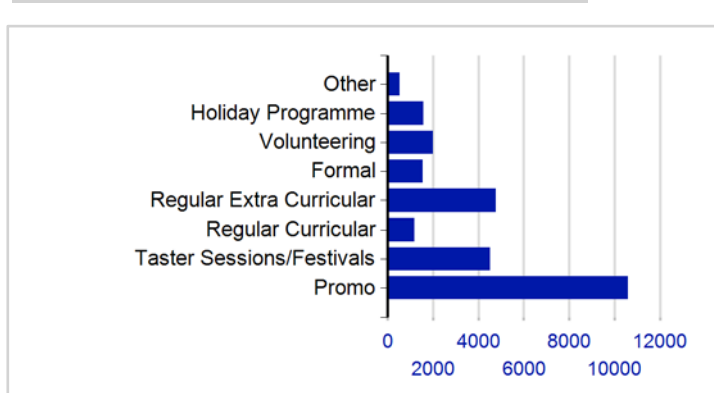
### Deliverers



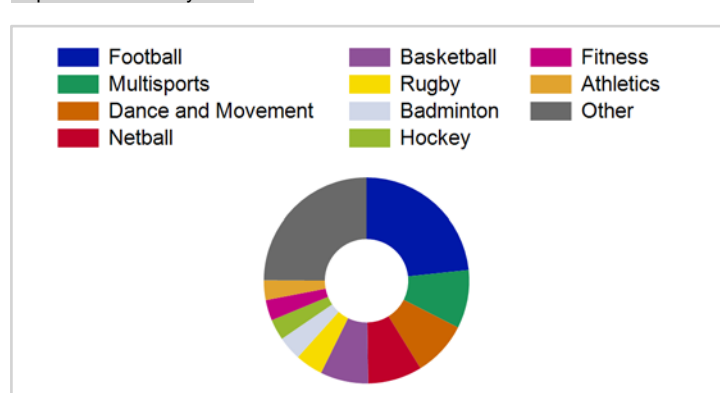
### Participants<sub>2</sub> by Sex



### School/Club Links



### Top 10 Activities by Visits<sub>1</sub>



# Term Report: National

Academic Year : 2019/20 - incomplete data, Term(s) : 1

Sport for Life

**sportscotland**  
 the national agency for sport
Visits<sup>1</sup> by Year Group and SexDeliverers<sup>5</sup> by Type

	Male	Female		Paid	Voluntary
<b>P1</b>	62,049	54,321	<b>Teachers</b>	110	3,307
<b>P2</b>	89,186	77,106	<b>PE Spec</b>	92	1,446
<b>P3</b>	98,921	90,111	<b>Other School</b>	72	573
<b>P4</b>	119,200	108,854	<b>Parents</b>	4	1,905
<b>P5</b>	139,255	132,276	<b>Club Coach</b>	539	862
<b>P6</b>	175,702	164,289	<b>Prof Sess. Coach</b>	901	132
<b>P7</b>	185,255	169,060	<b>Students</b>	79	1,025
			<b>Pupils</b>	15	4,595
<b>S1</b>	222,224	180,805	<b>SDO</b>	85	N/A
<b>S2</b>	150,574	119,133	<b>Other</b>	59	608
<b>S3</b>	113,174	96,779	<b>Total</b>	<b>1,956</b>	<b>14,453</b>
<b>S4</b>	78,539	63,535			
<b>S5</b>	50,409	40,939			
<b>S6</b>	36,047	28,059			
<b>ASN P</b>	10,614	3,706			
<b>ASN S</b>	14,843	5,046			
<b>Total</b>	<b>1,545,992</b>	<b>1,334,019</b>			

Participants<sup>2</sup> by Sex

<b>Male</b>	113,342
<b>Female</b>	101,784
<b>Total</b>	<b>215,126</b>



# Term Report: Inverclyde Council

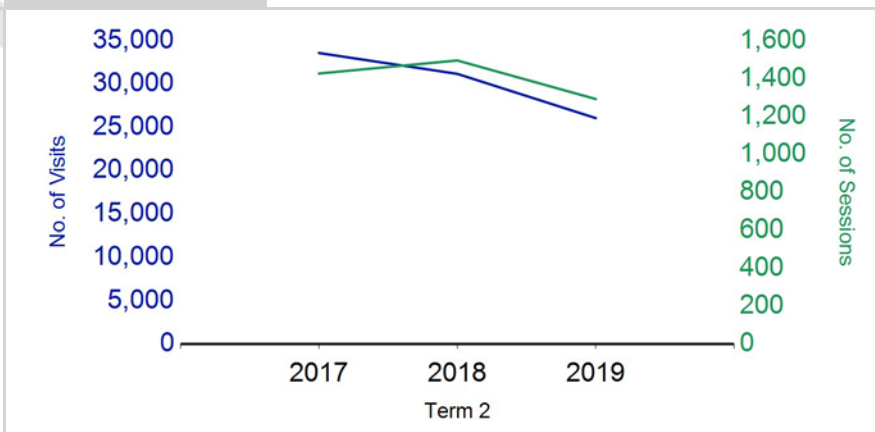
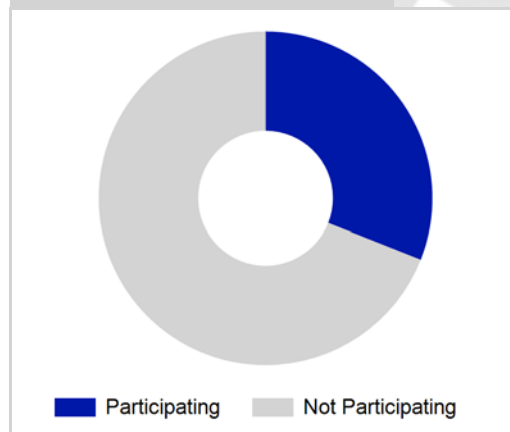
Academic Year : 2019/20 - incomplete data, Term(s) : 2

Sport for Life



% School Roll Participating

Visits<sup>1</sup>

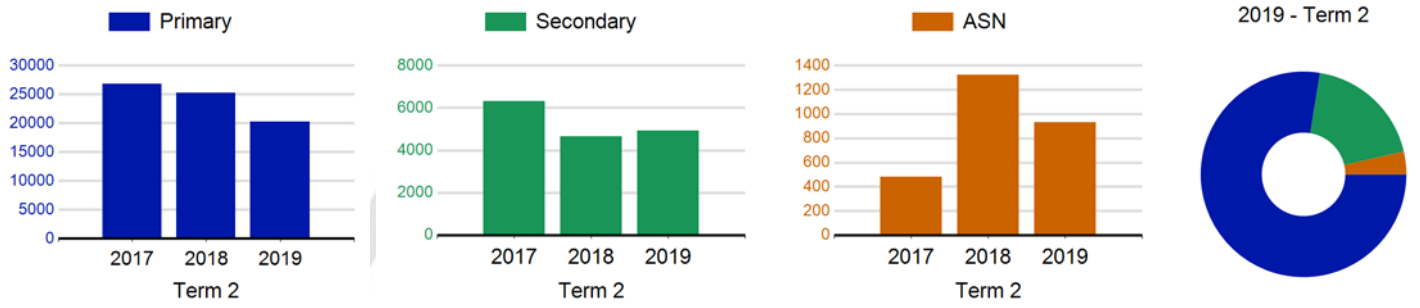


	2017 Term 2	2018 Term 2	2019* Term 2
<b>Sessions</b>	<b>1,427</b>	<b>1,496</b>	<b>1,292</b>
% Purely voluntary	72%	68%	60%
Blocks <sup>3</sup>	203	218	229
Sessions / Block <sup>4</sup>	7.0	6.9	5.6
Different Activities	30	34	33
<b>Visits<sup>1</sup></b>	<b>33,592</b>	<b>31,178</b>	<b>26,056</b>
% Female	52%	51%	48%
<b>Participants<sup>2</sup></b>	<b>3,294</b>	<b>3,242</b>	<b>3,091</b>
Total School Roll	9,860	9,809	9,887
% Participating	33%	33%	31%
<b>Deliverers<sup>5</sup></b>	<b>202</b>	<b>258</b>	<b>234</b>
% Volunteers	88%	92%	91%
Qualified Volunteers	48	83	54
Secondary Pupils	54	60	61
Total Deliverer Sessions <sup>6</sup>	2,609	2,803	2,469
Avg. Deliverers Sessions / Deliverers	12.9	10.9	10.6
<b>School Club Links</b>	<b>110</b>	<b>117</b>	<b>80</b>
Schools with at least one link	25	25	24
Clubs with at least one link	23	23	17

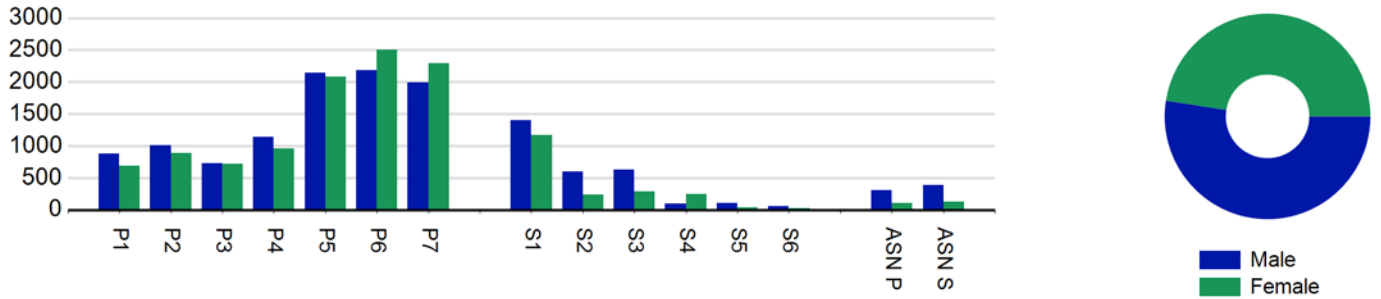
\* 2019-20 data is incomplete and not all data has been validated due to COVID-19 disruption. Term 1 data was not affected.

1. Visits are the number of times pupils have attended activities. These figures do not represent the participant figure, and instead should only be taken as indicative of participation.  
 2. Participants are pupils who have attended at least one session of Active Schools supported activity across the selected year/term (whether this was in a single or multiple school activity).  
 3. Activities are recorded in ASMO as 'blocks' which are made up of a group of 'sessions'.  
 4. The Avg Sessions / Blocks figure shows the average number of sessions within a block.  
 5. Deliverers are people who have delivered at least one session of Active Schools supported activity across the selected year/term.  
 6. Deliverer Sessions are the 'visits' deliverers have made to activities. These figures do not represent the total deliverer figure, and should only be taken as indicative of delivery. Deliverer information is only available at the local authority level.  
 7. School Roll details are taken from the Pupil Census as at September of the Academic Year. Summaries available at <http://www.gov.scot/topics/statistics/browse/school-education/datasets>  
 8. Participant data collection 2011 onwards.

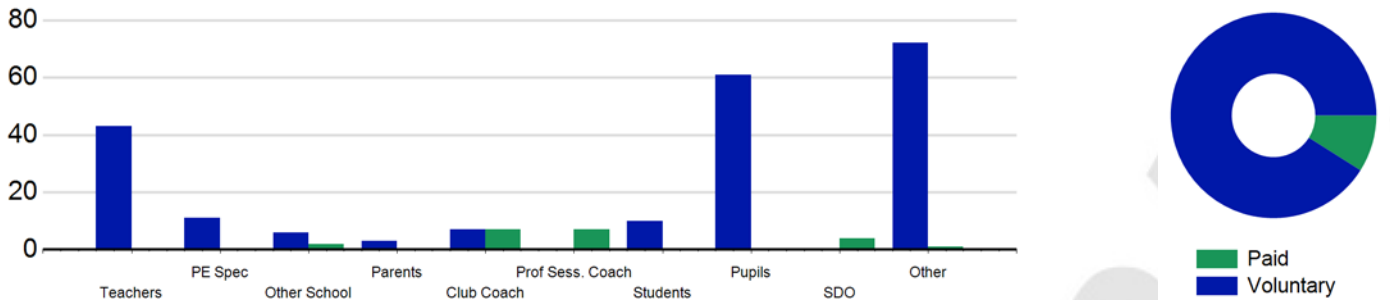
### Visits<sub>1</sub> by School Type



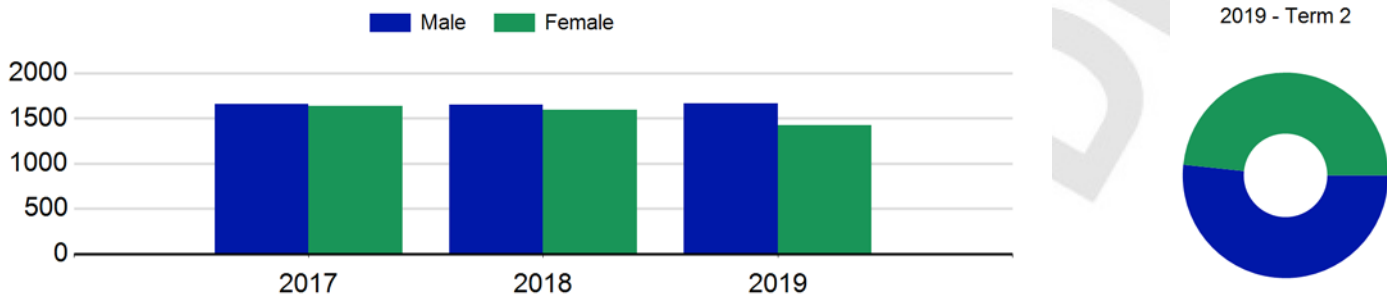
### Visits<sub>1</sub> by Year Group and Sex



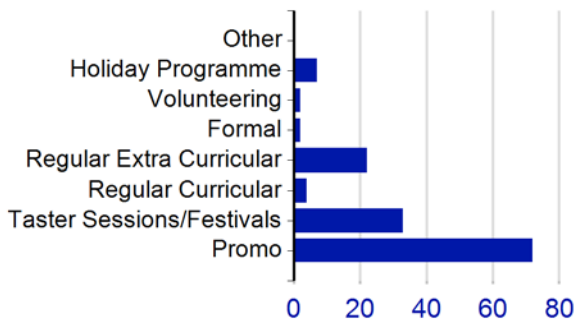
### Deliverers



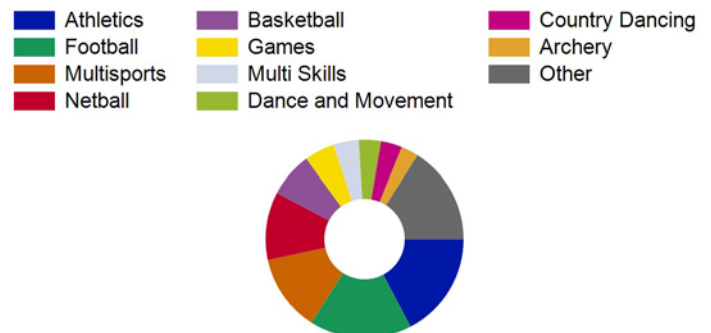
### Participants<sub>2</sub> by Sex



### School/Club Links



### Top 10 Activities. by Visits<sub>1</sub>



# Term Report: Inverclyde Council

Academic Year : 2019/20 - incomplete data, Term(s) : 2

Sport for Life

**sportscotland**  
the national agency for sport

## Visits<sup>1</sup> by Year Group and Sex

	Male	Female
<b>P1</b>	875	691
<b>P2</b>	1,012	892
<b>P3</b>	731	719
<b>P4</b>	1,137	958
<b>P5</b>	2,143	2,080
<b>P6</b>	2,183	2,507
<b>P7</b>	1,991	2,291
<b>S1</b>	1,406	1,175
<b>S2</b>	599	238
<b>S3</b>	625	290
<b>S4</b>	101	248
<b>S5</b>	107	41
<b>S6</b>	56	29
<b>ASN P</b>	311	104
<b>ASN S</b>	391	125
<b>Total</b>	<b>13,668</b>	<b>12,388</b>

## Deliverers<sup>5</sup> by Type

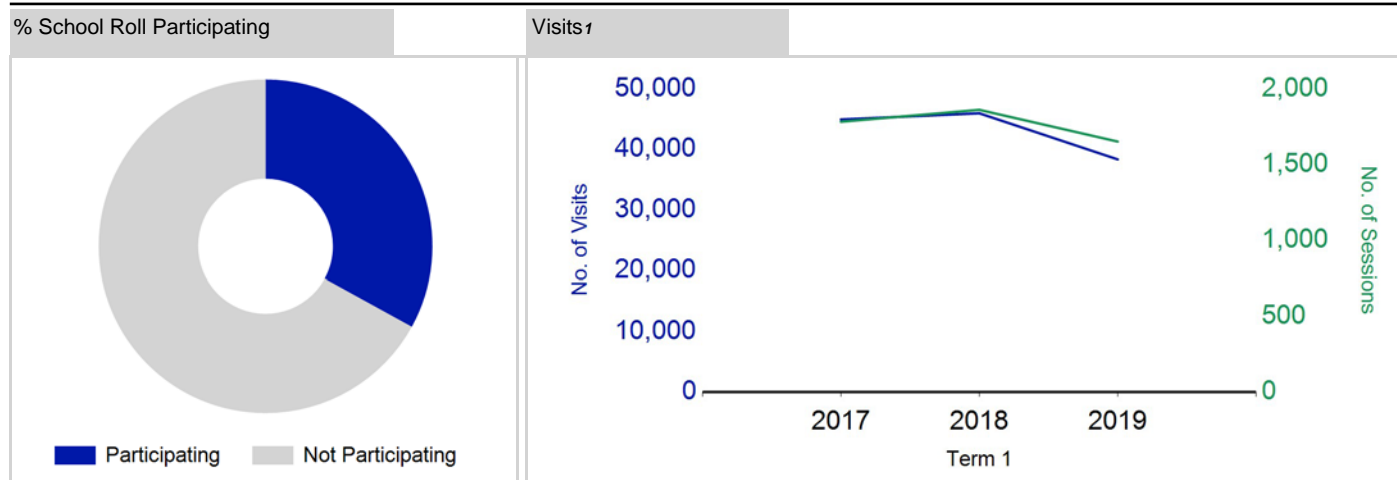
	Paid	Voluntary
<b>Teachers</b>	0	43
<b>PE Spec</b>	0	11
<b>Other School</b>	2	6
<b>Parents</b>	0	3
<b>Club Coach</b>	7	7
<b>Prof Sess. Coach</b>	7	0
<b>Students</b>	0	10
<b>Pupils</b>	0	61
<b>SDO</b>	4	0
<b>Other</b>	1	72
<b>Total</b>	<b>21</b>	<b>213</b>

## Participants<sup>2</sup> by Sex

<b>Male</b>	1,666
<b>Female</b>	1,425
<b>Total</b>	<b>3,091</b>

Academic Year : 2019/20 - incomplete data, Term(s) : 1

Sport for Life

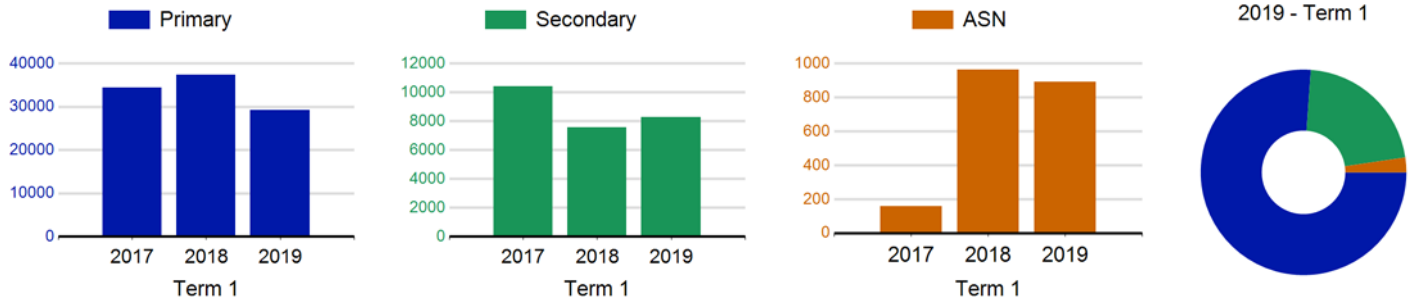


	2017 Term 1	2018 Term 1	2019* Term 1
<b>Sessions</b>	<b>1,782</b>	<b>1,861</b>	<b>1,651</b>
% Purely voluntary	75%	58%	60%
Blocks <sup>3</sup>	190	228	228
Sessions / Block <sup>4</sup>	9.4	8.2	7.2
Different Activities	27	27	30
<b>Visits<sup>1</sup></b>	<b>44,937</b>	<b>45,954</b>	<b>38,333</b>
% Female	50%	51%	50%
<b>Participants<sup>2</sup></b>	<b>2,917</b>	<b>3,269</b>	<b>3,263</b>
Total School Roll	9,860	9,809	9,887
% Participating	30%	33%	33%
<b>Deliverers<sup>5</sup></b>	<b>256</b>	<b>246</b>	<b>221</b>
% Volunteers	89%	88%	90%
Qualified Volunteers	35	45	32
Secondary Pupils	39	63	66
Total Deliverer Sessions <sup>6</sup>	3,300	3,434	3,083
Avg. Deliverers Sessions / Deliverers	12.9	14.0	14.0
<b>School Club Links</b>	<b>109</b>	<b>111</b>	<b>73</b>
Schools with at least one link	25	26	26
Clubs with at least one link	27	21	14

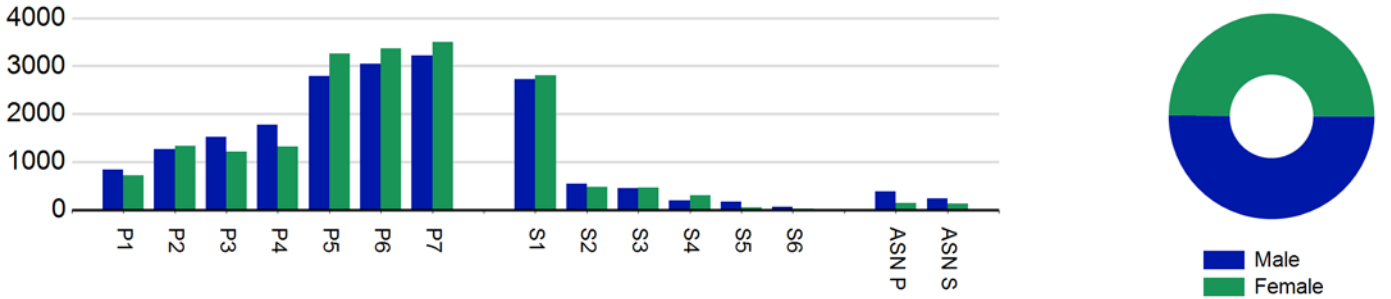
\* 2019-20 data is incomplete and not all data has been validated due to COVID-19 disruption. Term 1 data was not affected.

1. Visits are the number of times pupils have attended activities. These figures do not represent the participant figure, and instead should only be taken as indicative of participation.  
 2. Participants are pupils who have attended at least one session of Active Schools supported activity across the selected year/term (whether this was in a single or multiple school activity).  
 3. Activities are recorded in ASMO as 'blocks' which are made up of a group of 'sessions'.  
 4. The Avg Sessions / Blocks figure shows the average number of sessions within a block.  
 5. Deliverers are people who have delivered at least one session of Active Schools supported activity across the selected year/term.  
 6. Deliverer Sessions are the 'visits' deliverers have made to activities. These figures do not represent the total deliverer figure, and should only be taken as indicative of delivery. Deliverer information is only available at the local authority level.  
 7. School Roll details are taken from the Pupil Census as at September of the Academic Year. Summaries available at <http://www.gov.scot/topics/statistics/browse/school-education/datasets>  
 8. Participant data collection 2011 onwards.

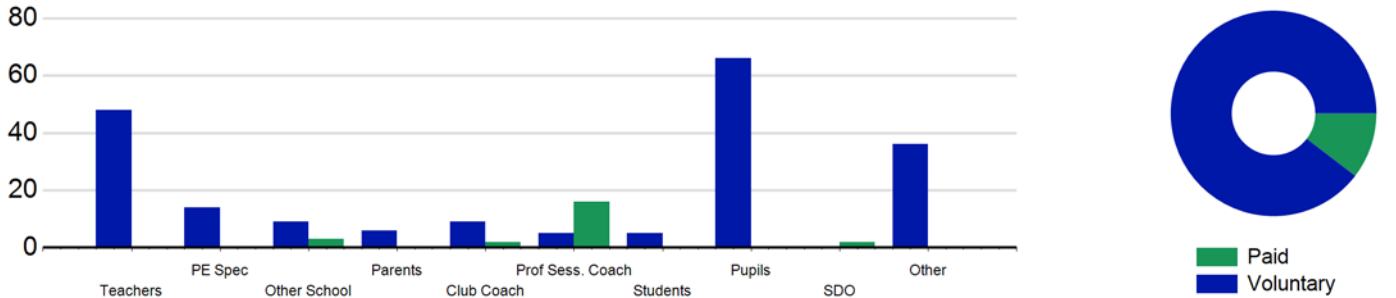
### Visits<sub>1</sub> by School Type



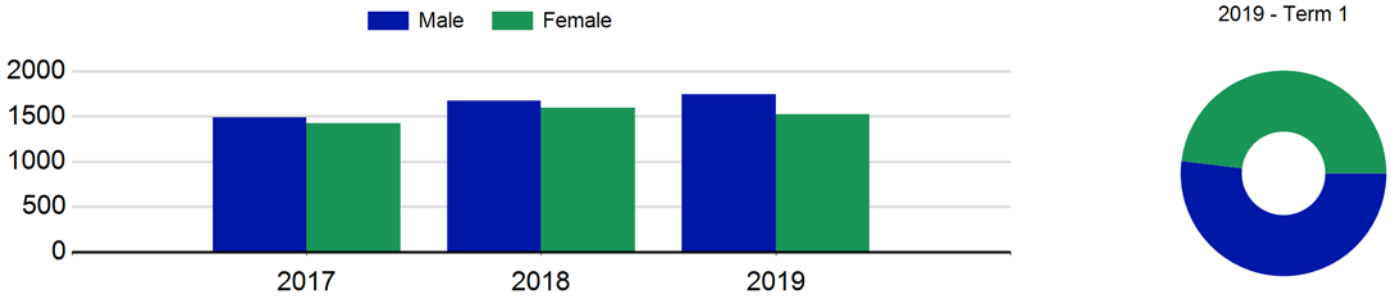
### Visits<sub>1</sub> by Year Group and Sex



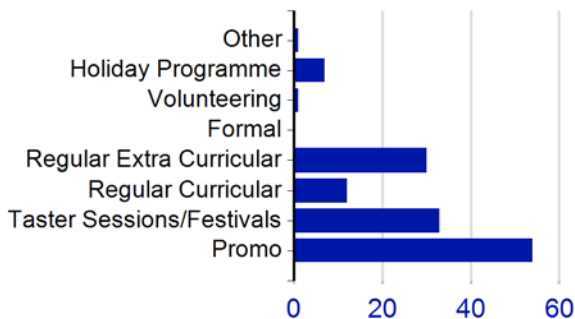
### Deliverers



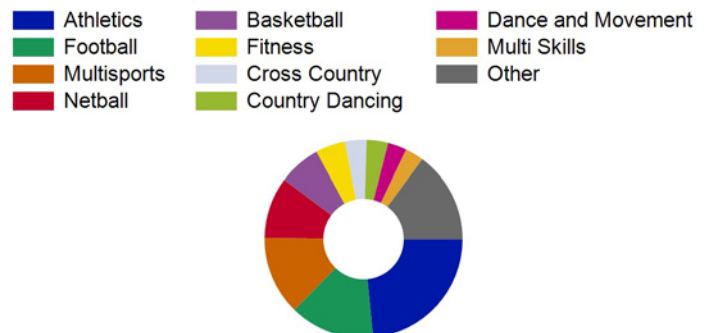
### Participants<sub>2</sub> by Sex



### School/Club Links



### Top 10 Activities. by Visits<sub>1</sub>



# Term Report: Inverclyde Council

Academic Year : 2019/20 - incomplete data, Term(s) : 1

Sport for Life

**sportscotland**  
the national agency for sport

## Visits<sup>1</sup> by Year Group and Sex

	Male	Female
<b>P1</b>	844	719
<b>P2</b>	1,273	1,328
<b>P3</b>	1,522	1,219
<b>P4</b>	1,771	1,316
<b>P5</b>	2,789	3,266
<b>P6</b>	3,046	3,362
<b>P7</b>	3,225	3,503
<b>S1</b>	2,728	2,805
<b>S2</b>	541	473
<b>S3</b>	452	458
<b>S4</b>	192	306
<b>S5</b>	164	48
<b>S6</b>	62	28
<b>ASN P</b>	387	139
<b>ASN S</b>	243	124
<b>Total</b>	<b>19,239</b>	<b>19,094</b>

## Deliverers<sup>5</sup> by Type

	Paid	Voluntary
<b>Teachers</b>	0	48
<b>PE Spec</b>	0	14
<b>Other School</b>	3	9
<b>Parents</b>	0	6
<b>Club Coach</b>	2	9
<b>Prof Sess. Coach</b>	16	5
<b>Students</b>	0	5
<b>Pupils</b>	0	66
<b>SDO</b>	2	0
<b>Other</b>	0	36
<b>Total</b>	<b>23</b>	<b>198</b>

## Participants<sup>2</sup> by Sex

<b>Male</b>	1,741
<b>Female</b>	1,522
<b>Total</b>	<b>3,263</b>